



# **Fresh Eurobarometer on Robotics: What Do the Citizens Think?**

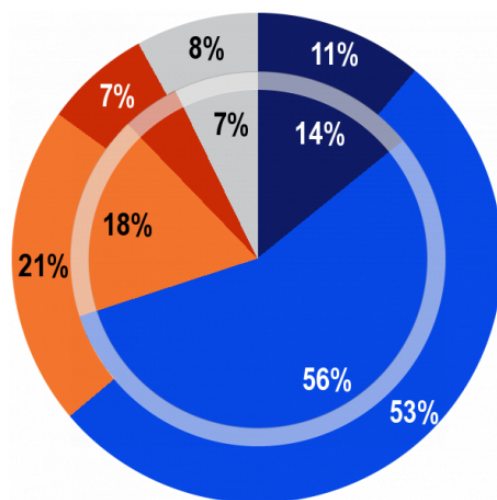
**Bjoern Juretzki**



European Commission

# Compared to the previous wave, people have less positive views on robots

QA4. Generally speaking, do you have a very positive, fairly positive, fairly negative or very negative view of robots?



● Very positive   
 ● Fairly positive   
 ● Fairly negative   
 ● Very negative   
 ● Don't know

Inner pie : EB77.1 Feb.-Mar. 2012  
 Outer pie : EB82.4 Nov.-Dec. 2014

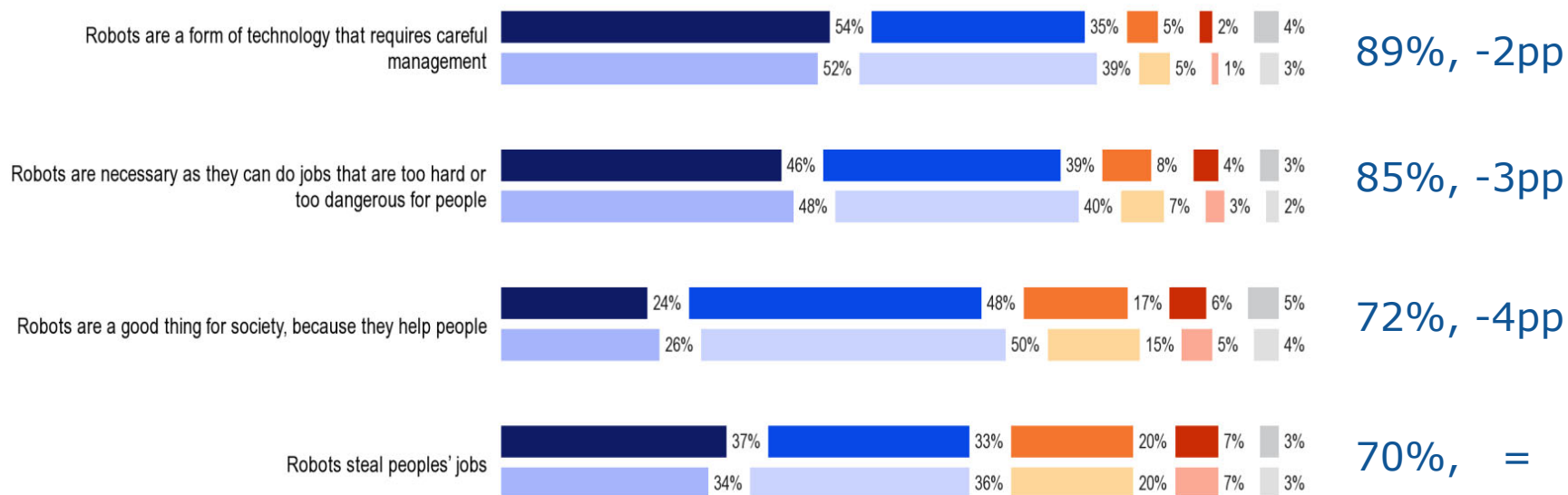
EU28

	Total 'Positive'	
EU28	64%	-6
MT	54%	=
AT	64%	-1
CZ	74%	-2
LV	69%	-2
DE	66%	-3
LU	64%	-3
UK	64%	-3
DK	84%	-4
PT	51%	-4
SE	84%	-4
EE	73%	-5
LT	73%	-5
PL	75%	-5
BE	66%	-6
BG	72%	-6
IT	63%	-6
IE	59%	-7
ES	56%	-8
EL	45%	-9
SI	67%	-9
NL	77%	-10
CY	46%	-11
SK	73%	-11
RO	58%	-12
FI	73%	-12
FR	52%	-15
HU	49%	-16
HR	56%	

# 9 in 10 agree that robots are forms of technology that need to be carefully managed (89%), where 70% think that they steal jobs

QA6. Please tell me to what extent you agree or disagree with each of the following statements about robots.

**Total 'Agree'**

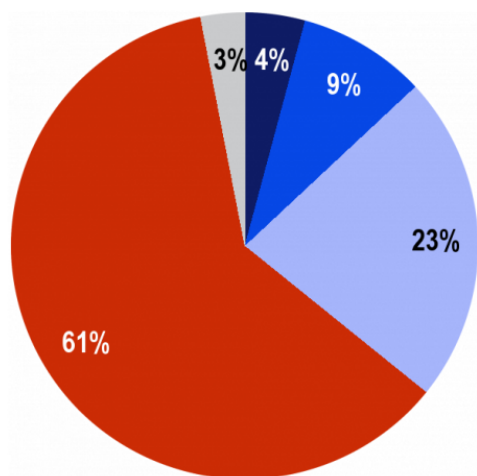


EB82.4 Nov.-Dec. 2014  
EB77.1 Feb.-Mar. 2012

■ Totally agree   
 ■ Tend to agree   
 ■ Tend to disagree   
 ■ Totally disagree   
 ■ Don't know

# Over 1/3 respondents say that robots will be able to do their jobs at least partially in the future

QA5. Do you think your current job could be done by a robot in the future?



● Fully
 ● Mostly
 ● Partially
 ● Not at all
 ● Don't know

 EU28

At least partially



EU28 36%

### Top 5 countries



BG 53%



PL 53%



HR 51%



HU 50%



CZ 49%

### Bottom 5 countries



SE 27%



DE 26%



NL 24%



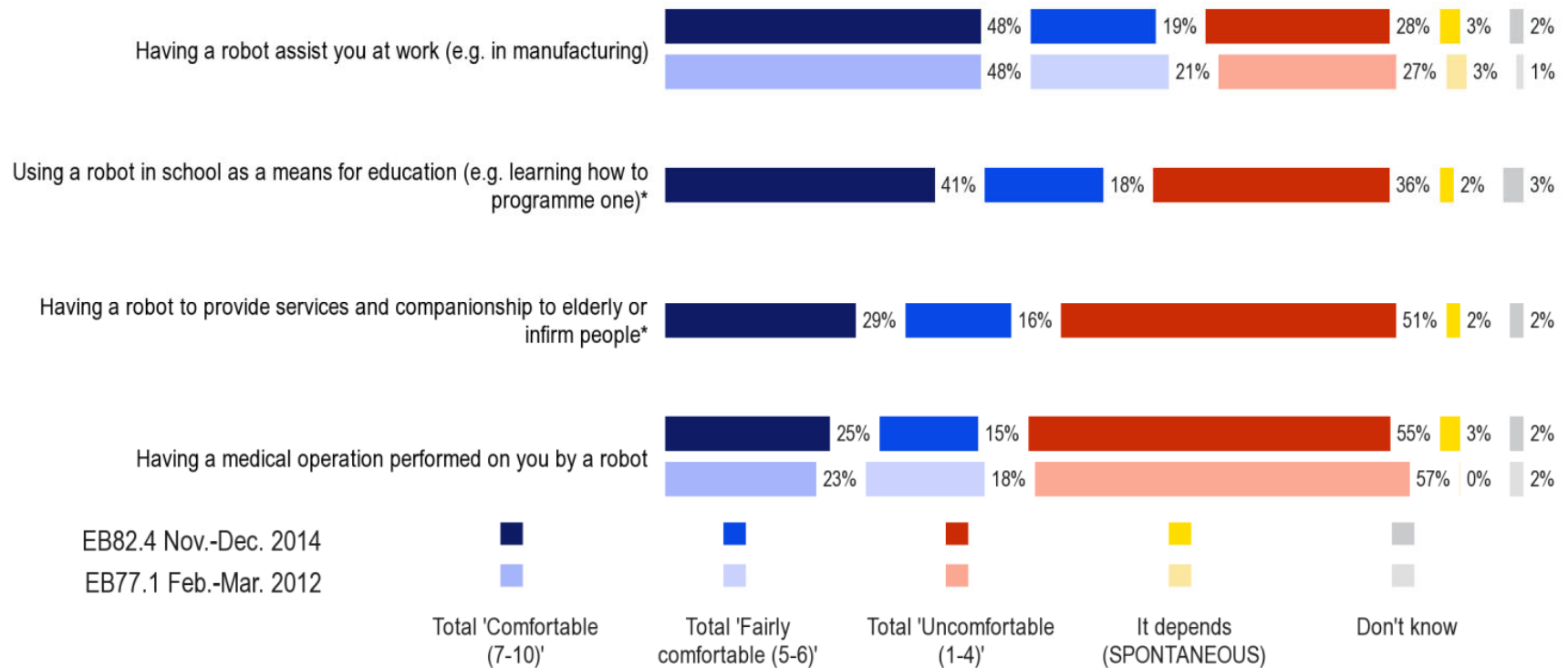
DK 22%



LU 20%

# No big changes wrt to tasks performed by robots, services to elderly ray of hope

QA7. Here is a list of things that could be done by or with robots. For each of them, please tell me, using a scale from 1 to 10, how you would personally feel about it. On this scale, '1' means that you would feel "totally uncomfortable" and '10' means that you would feel "totally comfortable" with this situation.



EB82.4 Nov.-Dec. 2014  
EB77.1 Feb.-Mar. 2012

■ Total 'Comfortable (7-10)'  
■ Total 'Fairly comfortable (5-6)'  
■ Total 'Uncomfortable (1-4)'  
■ It depends (SPONTANEOUS)  
■ Don't know

\* New items



European  
Commission

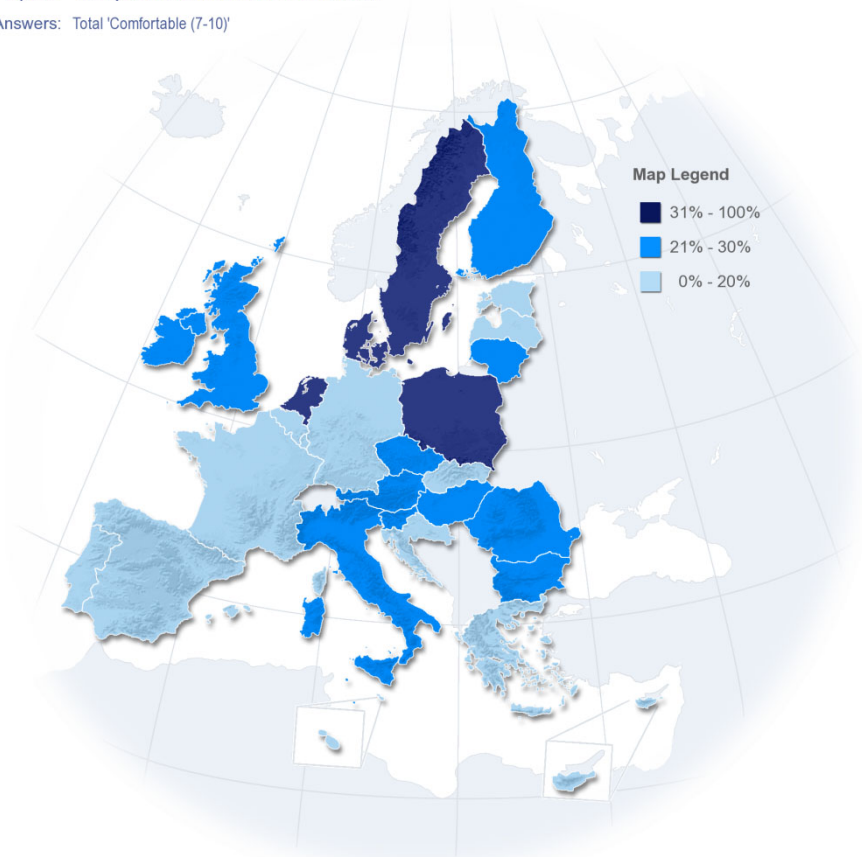
# Nordic and Eastern countries more open to autonomous cars

	PL	35%
	NL	34%
	DK	33%
	SE	32%
	LT	29%
	HU	25%
	BG	24%
	AT	24%
	IE	24%
	CZ	23%
	FI	22%
	SI	22%
	RO	22%
	EU28	21%
	IT	21%
	UK	21%
	BE	20%
	LV	20%
	EE	20%
	LU	20%
	PT	19%
	HR	17%
	SK	17%
	DE	17%
	MT	17%
	FR	17%
	ES	16%
	EL	12%
	CY	12%

Question: QA8.1. Here are two situations related to autonomous or driverless cars on public roads. For each of them, please tell me using a scale from 1 to 10 how you would personally feel about it. On this scale, '1' means that you would feel "totally uncomfortable" and '10' means that you would feel "totally comfortable" with this situation.

Option: Travel yourself in an autonomous or driverless car

Answers: Total 'Comfortable' (7-10)





European  
Commission

# Western Europe considers drones a threat to privacy

	FR	80%
	PT	76%
	MT	75%
	BE	72%
	LU	72%
	DE	71%
	DK	70%
	HR	68%
	UK	67%
	NL	66%
	EE	66%
	AT	66%
	EU28	66%
	IE	65%
	ES	65%
	CY	63%
	SK	61%
	SE	58%
	PL	56%
	LT	55%
	HU	55%
	RO	49%
	EL	49%
	IT	49%
	LV	47%
	FI	46%
	CZ	44%
	SI	39%
	BG	34%

Question: QA10.1. Please tell me to what extent you agree or disagree with each of the following statements about civil drones.

Option: Civil drones are a threat to privacy

Answers: Total 'Agree'

